



How to find the SWID on Your PMD-B200P



ALPINE ELECTRONICS GmbH
Wilhelm-Wagenfeld-Straße 1-3,
80807 München, Germany
Phone 089-32 42 640

ALPINE ELECTRONICS OF U.K., LTD.
Alpine House
Fletchamstead Highway, Coventry CV4 9TW, U.K.
Phone 0870-33 33 763

ALPINE ELECTRONICS FRANCE S.A.R.L.
(RCS PONTOISE B 338 101 280)
98, Rue de la Belle Etoile, Z.I. Paris Nord II,
B.P. 50016, 95945 Roissy Charles De Gaulle
Cedex, France
Phone 01-48638989

ALPINE ITALIA S.p.A.
Viale C. Colombo 8, 20090 Trezzano
Sul Naviglio (MI), Italy
Phone 02-484781

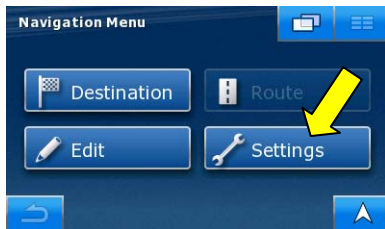
ALPINE ELECTRONICS DE ESPAÑA, S.A.
Portal de Gamarra 36, Pabellón, Pabellón, 32
01013 Vitoria (Alava)-APDO 133, Spain
Phone 945-283588



PMD-B200P

ALPINE
Mobile Media Solutions

How to find the SWID number.



Access the Navigation Menu.
Select the option "Settings".

Here you have the possibility to view the whole process via video, simply click on the play button:




You may have to update your Acrobat Reader
Adobe Reader X (10.1) is recommended,
and is available as freeware..



The Settings Menu is listed on three pages.
Press the scroll button to change to the last page (3).



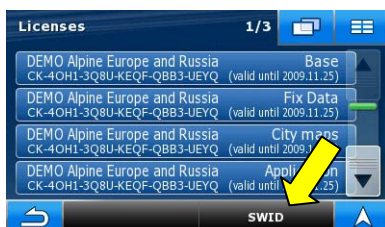
Select the option "About".



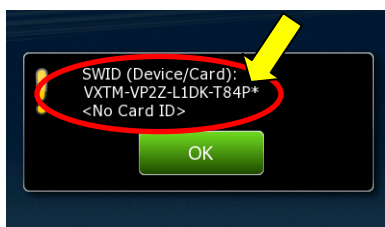
Select the option "Maps".



Select the option "Licenses".



Select the option "SWID".



SWID, software identification number, will be shown.
See example: VXTM-VP2Z-L1DK-T84P
Select the green "OK" button to leave this information
screen. Select the Menu button in the
Licenses screen in order to go back
to the Navigation Menu.

